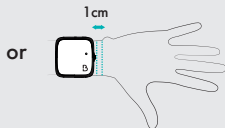
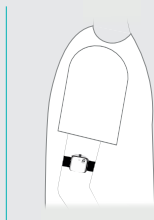
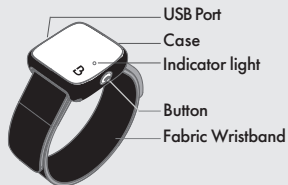


QUICK USER GUIDE

Description and positioning of the Bora band® device on the arm or wrist




The Bora band® BB100 device should fit snugly and apply light pressure to your skin, without causing any discomfort. This will ensure measurement accuracy.


Good practice

- Wear your Bora band® device **as often as possible**, including at night.
- Take advantage of your washing/shower time to **recharge the Bora band® device daily**.
- The Bora band® device is only resistant to water splashes from all directions (IP64), so it is recommended **to remove it during bathing** or water activities such as **swimming**.


With the mobile application, check daily that **your device has successfully connected** to upload your data.

To start or check the operation of the Bora band® device





Press the button quickly : the indicator light flashes green while  Bora band® device is switching on.

When the button is pressed quickly after switching on, a solid green light  indicates that the Bora band® device is in operation.

Stopping the Bora band® device

Press the button until the orange indicator light appears  indicating that the Bora band® BB100 device is switching off.

Other light signs

	Flashing orange : the battery is low, recharge your Bora band® BB100 device using the charger provided*.
	Flashing white: the battery is charging. The indicator light will turn off once the battery is fully charged.
	Solid blue : The Bora band® device is installing a software update, or sending or receiving data. Please do not switch off during these operations*.
	Fixed red : your Bora band® BB100 device is faulty. <ul style="list-style-type: none">▶ Try to turn it off and then switch it on again.▶ If still faulty: contact the organisation that provided you with the Bora band® BB100 device.

*The light sign does not turn on at night between 8:00 PM UTC and 6:00 AM UTC.

Manufacturer :



BIOSENCY
13 rue Claude Chappe Bât A Oxygène
35510 Cesson Sévigné, France
www.biosency.com

For more information, please refer to the Bora band® device user manual.



version 7.0-EN

December 2024