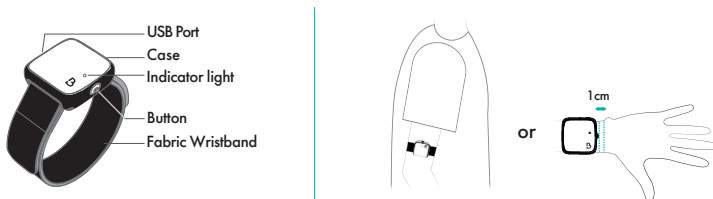


QUICK USER GUIDE

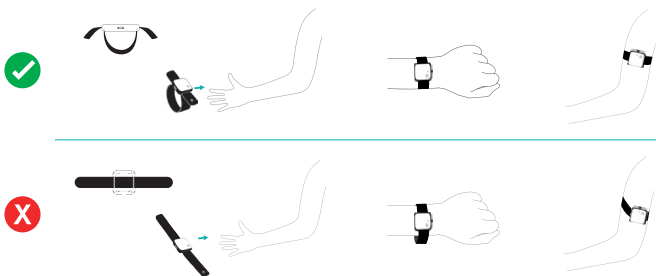


Connected oximeter & heart
respiratory rate smart device monitor

Description and positioning of the Bora band® device on the arm or wrist



The Bora band® BB100 device should fit snugly and apply light pressure to your skin, without causing any discomfort. This will ensure measurement accuracy.





Good practice

- Wear your Bora band® device **as often as possible**, including at night.
- Take advantage of your washing/shower time to **recharge the Bora band® device daily**.
- The Bora band® device is only resistant to water splashes from all directions (IP64), so it is recommended **to remove it during bathing** or water activities such as **swimming**.
- To ensure correct operation and avoid any data transmission problems, we recommend that you **never switch off the Bora band® device**, while a remote monitoring session is in progress.


With the mobile application, check daily that **your device has successfully connected** to upload your data.

To start or check the operation of the Bora band® device





Press the button quickly : the indicator light flashes green  while Bora band® device is switching on.

When the button is pressed quickly after switching on, a solid green light  indicates that the Bora band® device is in operation.

Stopping the Bora band® device

Press the button until the orange indicator light appears  indicating that the Bora band® BB100 device is switching off.

Other light signs

| | |
|---|--|
|  | Flashing orange: the battery is low, recharge your Bora band® BB100 device using the charger provided*. |
|  | Flashing white: the battery is charging. The indicator light will turn off once the battery is fully charged. |
|  | Solid blue: The Bora band® device is installing a software update, or sending or receiving data. Please do not switch off during these operations*. |
|  | Fixed red: your Bora band® BB100 device is faulty. ▶ Try to turn it off and then switch it on again. ▶ If still faulty: contact the organisation that provided you with the Bora band® BB100 device. |

*The light sign does not turn on at night between 8:00 PM UTC and 6:00 AM UTC.

For more information, please refer to the Bora band® device user manual.



Manufacturer :



BIOSENCY
13 rue Claude Chappe Bât A Oxygène
35510 Cesson Sévigné, France
www.biosency.com